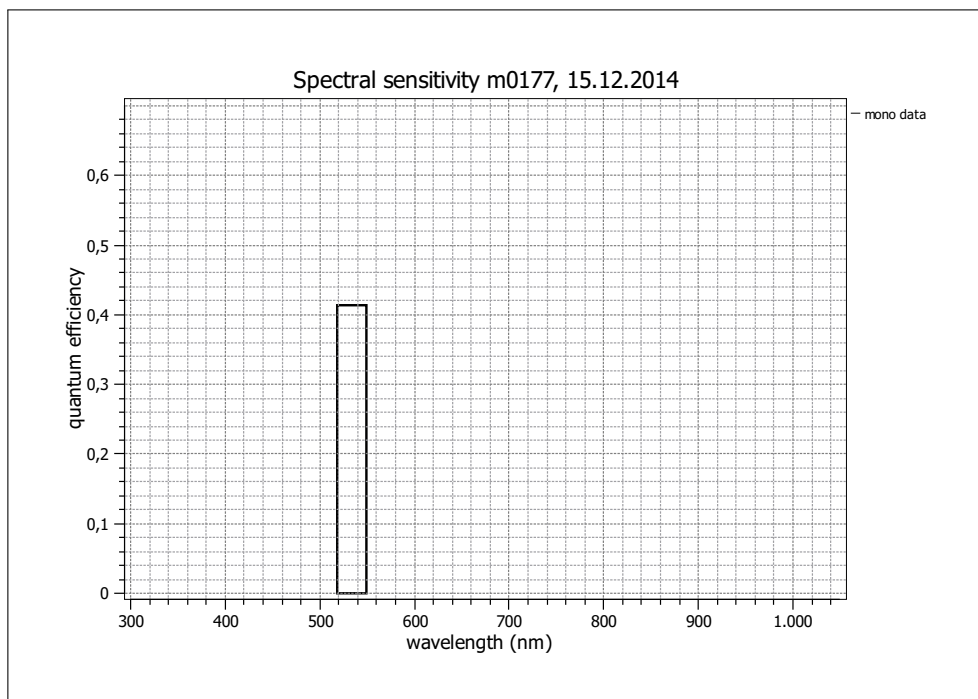


EMVA 1288 Summary Sheet

This datasheet describes the specification according to the standard 1288 for Characterization and Presentation of Specification Data for Image Sensors and Cameras of the European Machine Vision Association (EMVA)(see www.standard1288.org). The measurements were performed with an AEON ACC3 RGB Release 3, 20.01.2104, SN 0005() . The performance parameters and estimated accuracy of the measurements are described in the technical report for the instrument, its calibration in the corresponding calibration report.

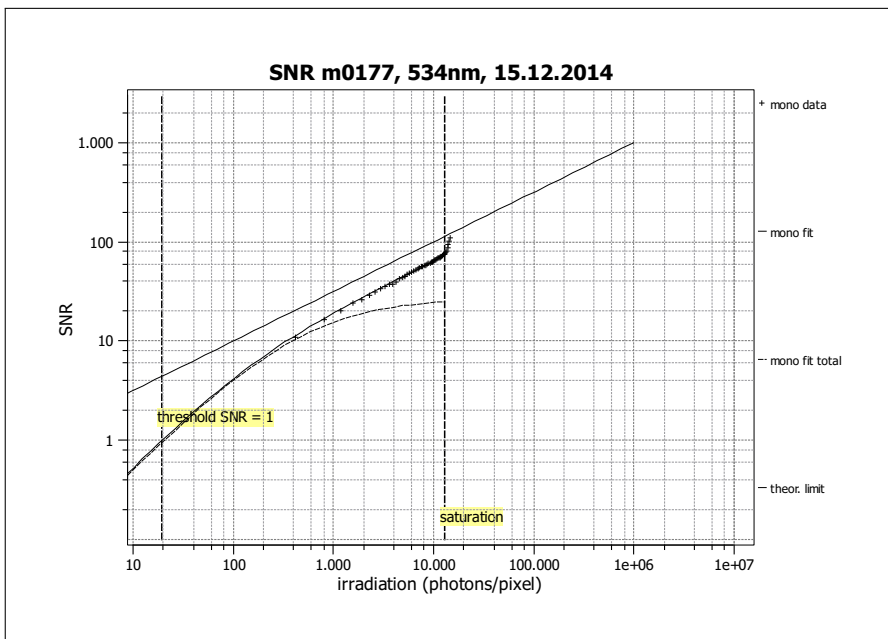
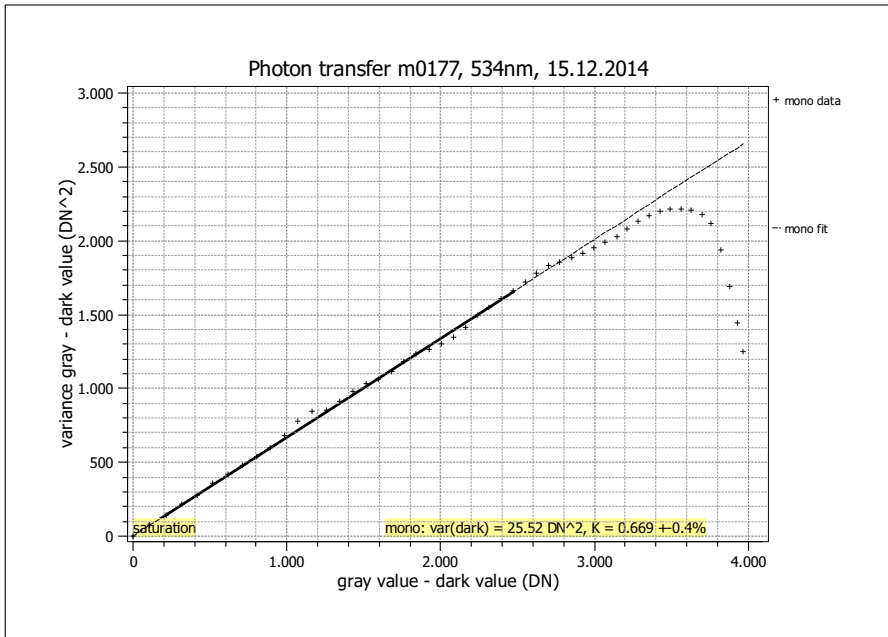
Vendor	MATRIX VISION
Model	mvBlueCOUGAR-X1010G
Serial number	GX005366
Sensor diagonal	7.92 mm
Lens category	C-Mount
Resolution	3856 × 2764, 12 bit
Pixel size	1.67 μm × 1.67 μm
Sensor type	CMOS
Shutter type	Rolling
Overlap capabilities	Overlapping
Maximum frame rate	5.6 Hz
Interface type	GigE Vision

Type of data presented	Single
Operation point 1, (page 3)	
Wavelength centroid	534.2 nm
Wavelength FWHM	30.9 nm
Gain, offset	Gain = 0dB, Offset = 0.8
Optional data measured	
None	



EMVA 1288 Summary Sheet for Operating Point 1

Type of data	Single	Gain, offset	Gain = 0dB, Offset = 0.8
Exposure time	4.0 ms	Environmental temperature	25.2°C
Frame rate	0.0 Hz	Camera temperature	35.2°C
Data transfer mode	Mono12	Wavelength, centr., FWHM	534 nm, 30.9 nm



Quantum efficiency	
η	0.413
Gain	
K (DN/e)	0.669
$1/K$ (e/DN)	1.494
Dark noise & DSNU	
σ_d (DN)	5.05
σ_0 (e)	7.5
DSNU ₁₂₈₈ (DN)	1.54
DSNU ₁₂₈₈ (e)	2.30
Signal-to-noise ratio & PRNU	
SNR _{max}	73
SNR _{max} (dB)	37.2
SNR _{max} (bits)	6.2
$1/\text{SNR}_{\text{max}}$ (%)	1.38
PRNU ₁₂₈₈ (%)	3.786
Nonlinearity	
LE (%)	0.26
Sensitivity & saturation	
$\mu_{p,\text{min}}$ (p)	19.5
$\mu_{e,\text{min}}$ (e)	8.1
$\mu_{p,\text{sat}}$ (p)	12795
$\mu_{e,\text{sat}}$ (e)	5283
Dynamic range	
DR	655
DR (dB)	56.3
DR (bit)	9.4
Dark current	
$\mu_{c,\text{mean}}$ (DN/s)	-13.48
$\mu_{c,\text{mean}}$ (e/s)	-20.14
$\mu_{c,\text{var}}$ (e/s)	7.21