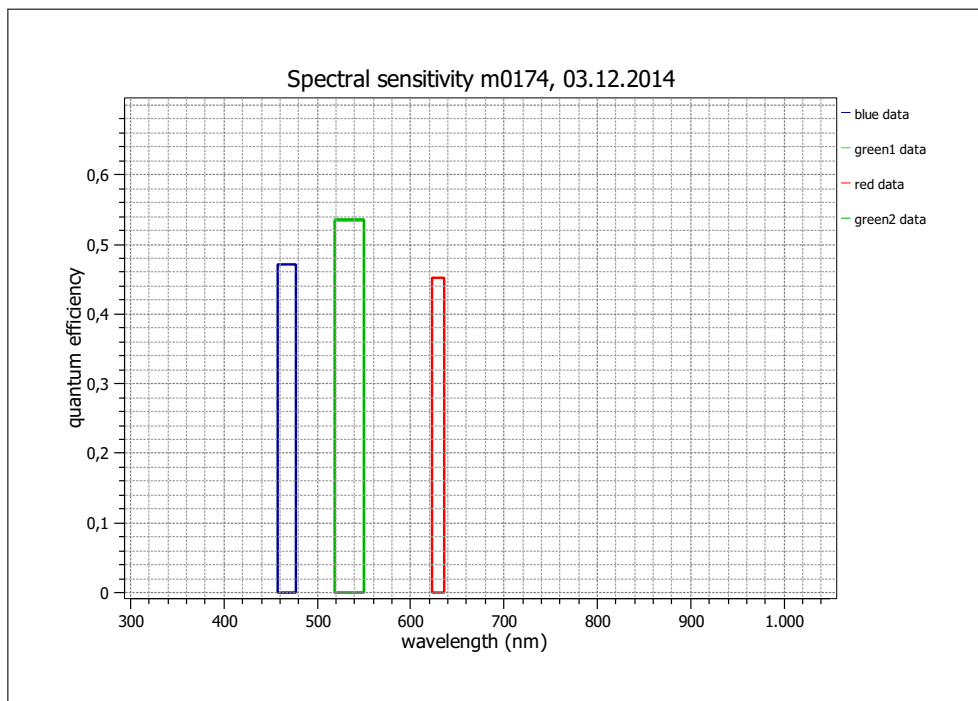


EMVA 1288 Summary Sheet

This datasheet describes the specification according to the standard 1288 for Characterization and Presentation of Specification Data for Image Sensors and Cameras of the European Machine Vision Association (EMVA)(see www.standard1288.org). The measurements were performed with an AEON ACC3 RGB Release 3, 20.01.2104, SN 0005() . The performance parameters and estimated accuracy of the measurements are described in the technical report for the instrument, its calibration in the corresponding calibration report.

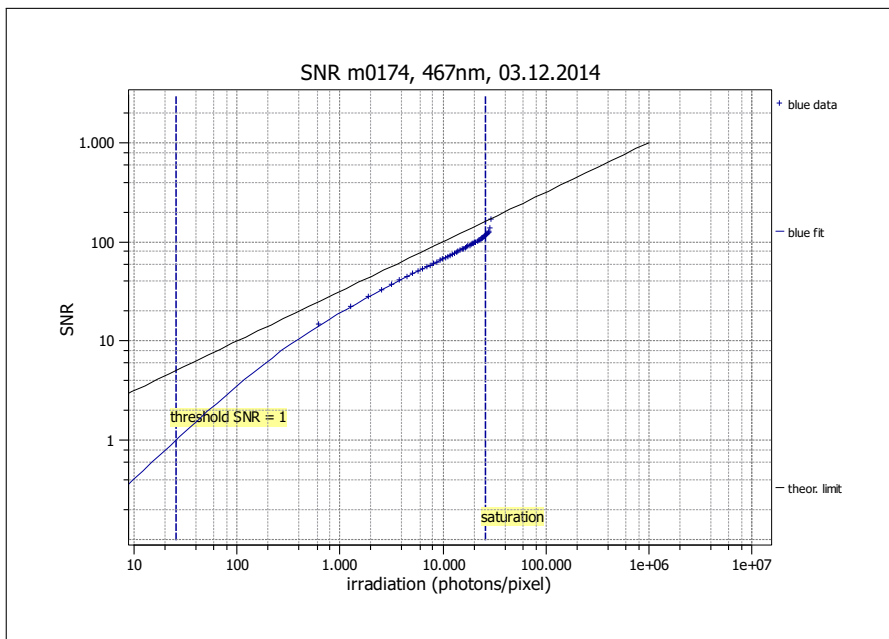
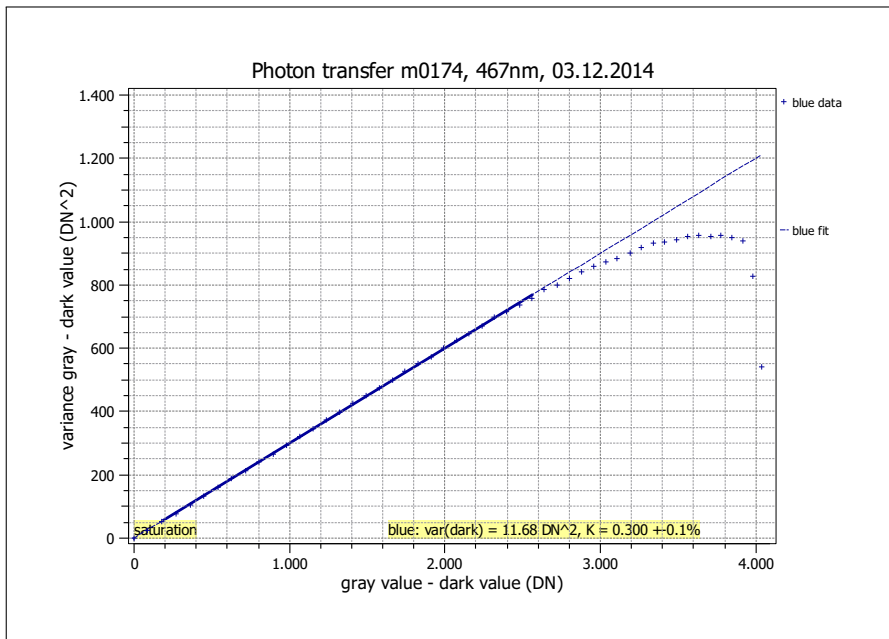
Vendor	MATRIX VISION
Model	mvBlueCOUGAR-XD129aC
Serial number	GX200447
Sensor diagonal	16.00 mm
Lens category	C-Mount
Resolution	3384 × 2712, 12 bit
Pixel size	3.69 μm × 3.69 μm
Sensor type	CCD
Readout type	Progressive
Transfer type	Interline
Maximum frame rate	9.4 Hz
Interface type	GigE Vision

Type of data presented	Single
Operation point 1, (page 5)	
Wavelength centroid	467.3 nm
Wavelength FWHM	20.5 nm
Gain, offset	Gain = -6dB, Offset = 0.3
Operation point 2, (page 10)	
Wavelength centroid	534.2 nm
Wavelength FWHM	30.9 nm
Gain, offset	Gain = -6dB, Offset = 0.3
Operation point 3, (page 15)	
Wavelength centroid	629.5 nm
Wavelength FWHM	13.1 nm
Gain, offset	Gain = -6dB, Offset = 0.3
Optional data measured	
None	



EMVA 1288 Summary Sheet for Operating Point 1

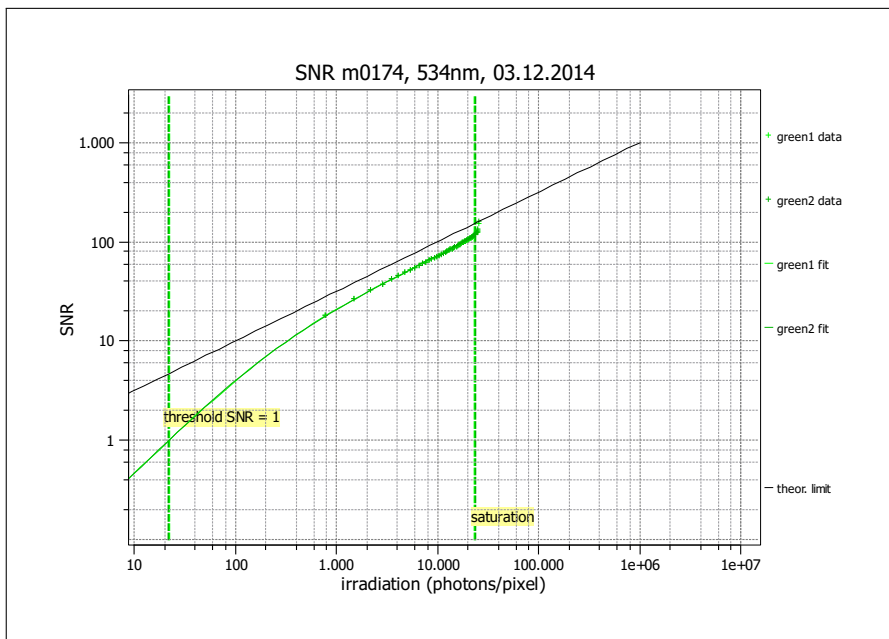
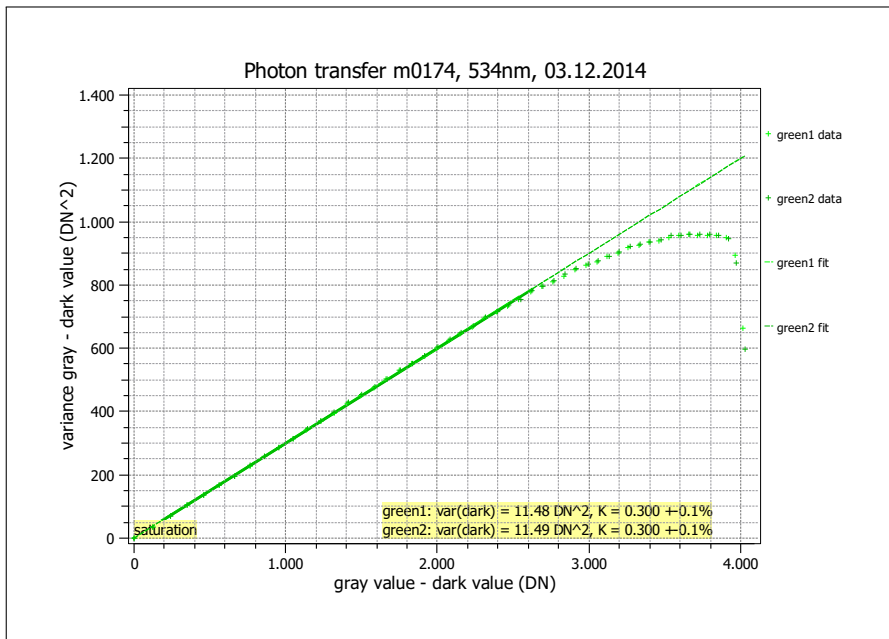
Type of data	Single	Gain, offset	Gain = -6dB, Offset = 0.3
Exposure time	1.1 ms	Environmental temperature	22.3°C
Frame rate	0.0 Hz	Camera temperature	42.2°C
Data transfer mode	BayerRG12	Wavelength, centr., FWHM	467 nm, 20.5 nm



Quantum efficiency	
η	0.471
Gain	
K (DN/e)	0.300
$1/K$ (e/DN)	3.334
Dark noise & DSNU	
σ_d (DN)	3.42
σ_0 (e)	11.4
DSNU ₁₂₈₈ (DN)	—
DSNU ₁₂₈₈ (e)	—
Signal-to-noise ratio & PRNU	
SNR _{max}	111
SNR _{max} (dB)	40.9
SNR _{max} (bits)	6.8
$1/\text{SNR}_{\text{max}}$ (%)	0.90
PRNU ₁₂₈₈ (%)	—
Nonlinearity	
LE (%)	0.26
Sensitivity & saturation	
$\mu_{p,\text{min}}$ (p)	25.3
$\mu_{e,\text{min}}$ (e)	11.9
$\mu_{p,\text{sat}}$ (p)	25985
$\mu_{e,\text{sat}}$ (e)	12230
Dynamic range	
DR	1027
DR (dB)	60.2
DR (bit)	10.0
Dark current	
$\mu_{c,\text{mean}}$ (DN/s)	—
$\mu_{c,\text{mean}}$ (e/s)	—
$\mu_{c,\text{var}}$ (e/s)	—

EMVA 1288 Summary Sheet for Operating Point 2

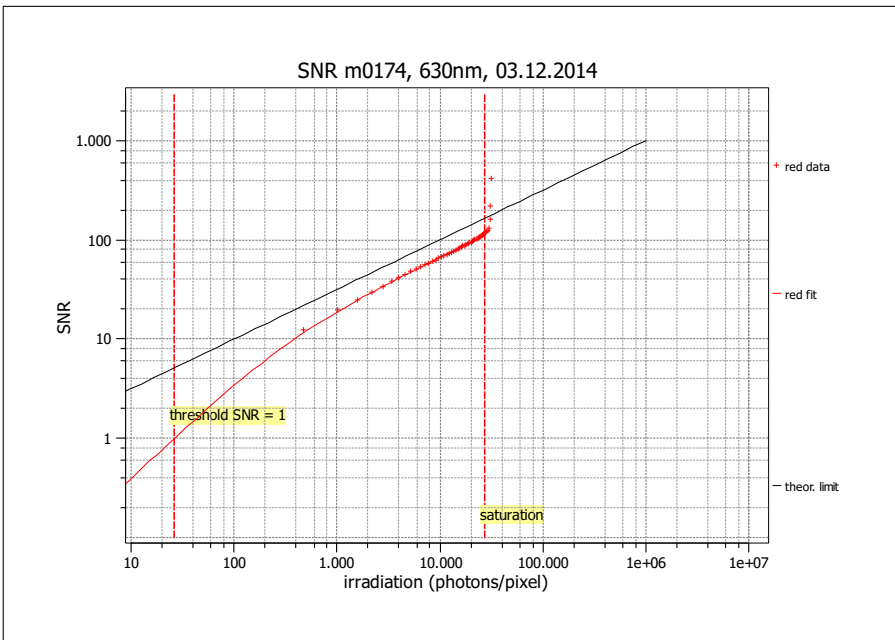
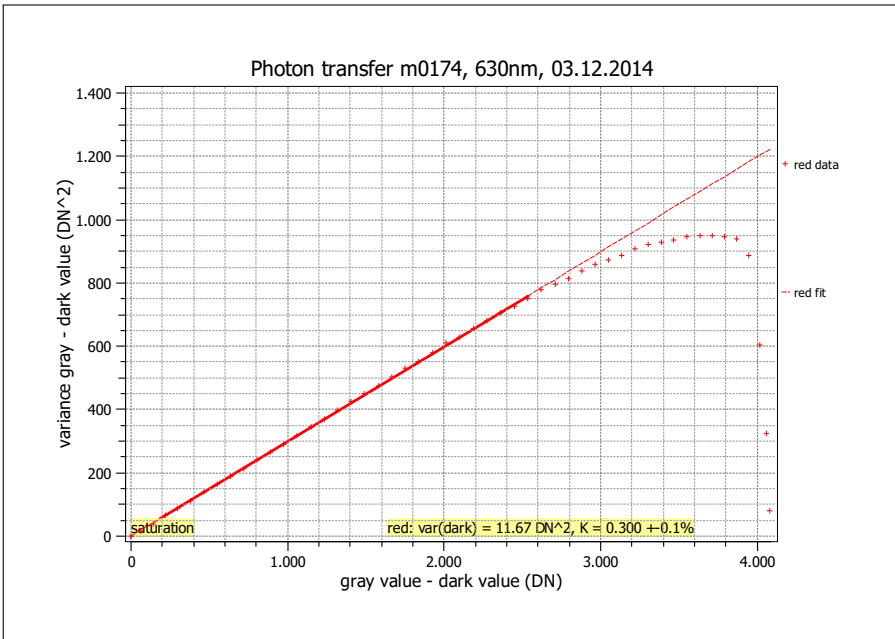
Type of data	Single	Gain, offset	Gain = -6dB, Offset = 0.3
Exposure time	1.1 ms	Environmental temperature	22.3°C
Frame rate	0.0 Hz	Camera temperature	42.2°C
Data transfer mode	BayerRG12	Wavelength, centr., FWHM	534 nm, 30.9 nm



Quantum efficiency	
η	0.533
Gain	
K (DN/e)	0.300
$1/K$ (e/DN)	3.332
Dark noise & DSNU	
σ_d (DN)	3.39
σ_0 (e)	11.3
DSNU ₁₂₈₈ (DN)	—
DSNU ₁₂₈₈ (e)	—
Signal-to-noise ratio & PRNU	
SNR _{max}	111
SNR _{max} (dB)	40.9
SNR _{max} (bits)	6.8
$1/\text{SNR}_{\text{max}}$ (%)	0.90
PRNU ₁₂₈₈ (%)	—
Nonlinearity	
LE (%)	0.33
Sensitivity & saturation	
$\mu_{p,\text{min}}$ (p)	22.1
$\mu_{e,\text{min}}$ (e)	11.8
$\mu_{p,\text{sat}}$ (p)	23181
$\mu_{e,\text{sat}}$ (e)	12365
Dynamic range	
DR	1048
DR (dB)	60.4
DR (bit)	10.0
Dark current	
$\mu_{c,\text{mean}}$ (DN/s)	—
$\mu_{c,\text{mean}}$ (e/s)	—
$\mu_{c,\text{var}}$ (e/s)	—

EMVA 1288 Summary Sheet for Operating Point 3

Type of data	Single	Gain, offset	Gain = -6dB, Offset = 0.3
Exposure time	1.1 ms	Environmental temperature	22.3°C
Frame rate	0.0 Hz	Camera temperature	42.2°C
Data transfer mode	BayerRG12	Wavelength, centr., FWHM	630 nm, 13.1 nm



Quantum efficiency	
η	0.453
Gain	
K (DN/e)	0.300
$1/K$ (e/DN)	3.337
Dark noise & DSNU	
σ_d (DN)	3.42
σ_0 (e)	11.4
DSNU ₁₂₈₈ (DN)	—
DSNU ₁₂₈₈ (e)	—
Signal-to-noise ratio & PRNU	
SNR _{max}	111
SNR _{max} (dB)	40.9
SNR _{max} (bits)	6.8
$1/\text{SNR}_{\text{max}}$ (%)	0.90
PRNU ₁₂₈₈ (%)	—
Nonlinearity	
LE (%)	0.35
Sensitivity & saturation	
$\mu_{p,\text{min}}$ (p)	26.3
$\mu_{e,\text{min}}$ (e)	11.9
$\mu_{p,\text{sat}}$ (p)	27208
$\mu_{e,\text{sat}}$ (e)	12321
Dynamic range	
DR	1035
DR (dB)	60.3
DR (bit)	10.0
Dark current	
$\mu_{c,\text{mean}}$ (DN/s)	—
$\mu_{c,\text{mean}}$ (e/s)	—
$\mu_{c,\text{var}}$ (e/s)	—