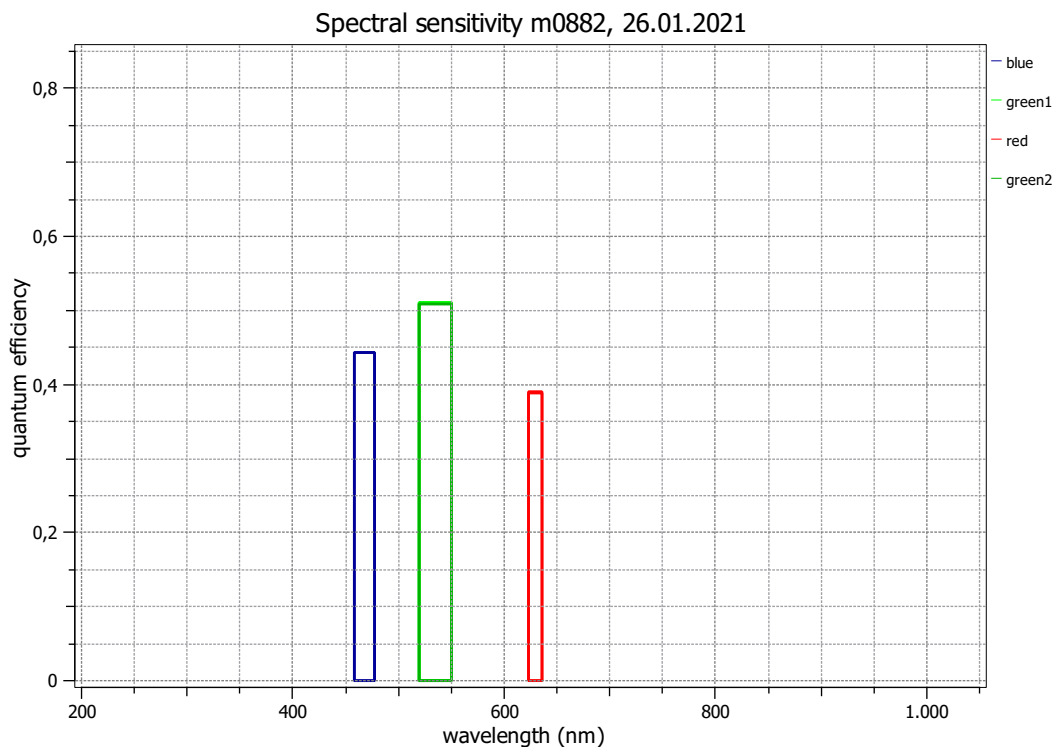


EMVA 1288 Data Sheet m0883

This datasheet describes the specification according to the standard 1288 release 3.1 for "Characterization and Presentation of Specification Data for Image Sensors and Cameras" issued on December 30, 2016 by the European Machine Vision Association (EMVA), published at www.standard1288.org and the *zenodo EMVA 1288 community* with proprietary extensions from AEON. The measurements were performed with the AEON ACC3 Release 6, 26.11.2016, SN 0005(MatrixVision.

Measurements performed by T.Renner, Matrix Vision GmbH

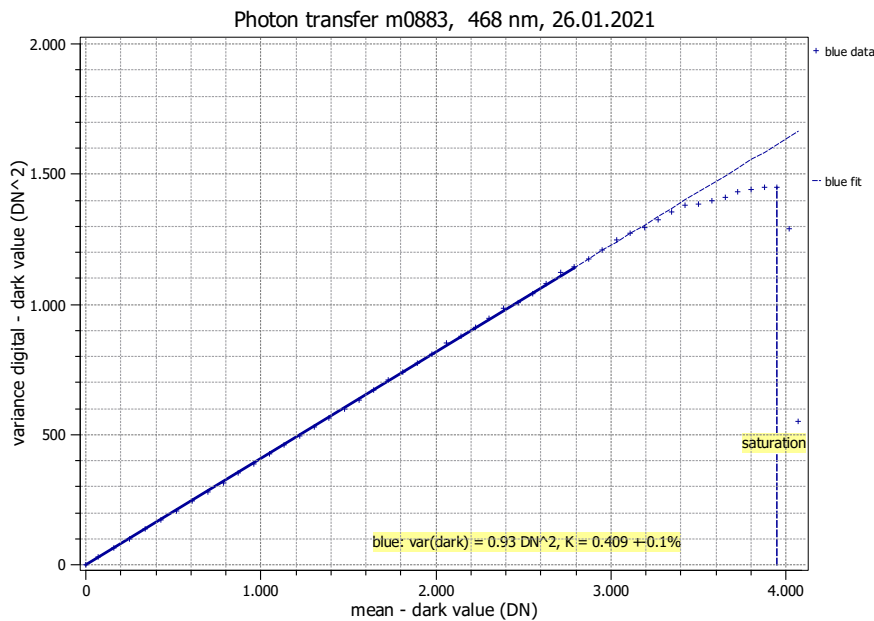
Vendor	MATRIX VI-SION	Type of data presented	Single
Model	BVS-CA-GT1-0246ZC	Operation point 1 (page 5)	
Serial number	GT000008	Wavelength centroid	468.0 nm
Sensor diagonal	19.30 mm	Wavelength FWHM	20.0 nm
Lens category	C-Mount	Gain, black-level	0dB, 0.1
Resolution	5328 × 4608, 12 bit	Operation point 2 (page 19)	
Pixel size (h×v)	2.74 μm × 2.74 μm	Wavelength centroid	535.0 nm
Sensor	IMX530	Wavelength FWHM	31.0 nm
Sensor type	CMOS	Gain, black-level	0dB, 0.1
Shutter type	Global	Operation point 3 (page 33)	
Overlap cap.	Overlapping	Wavelength centroid	630.0 nm
Max. frame rate	33.5 Hz	Wavelength FWHM	13.0 nm
Interface type	USB3 Vision	Gain, black-level	0dB, 0.1
		Optional data measured	
		None	



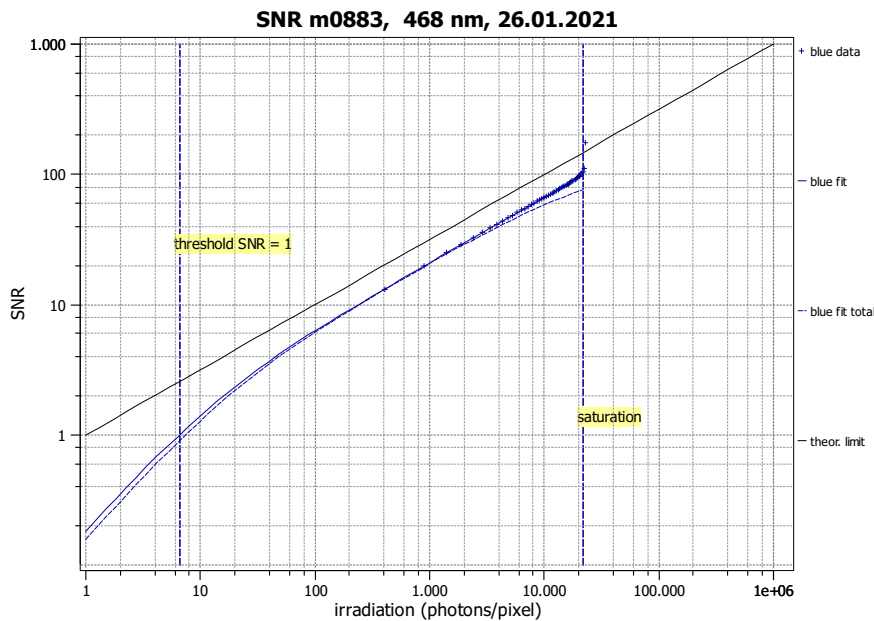
Summary Sheet for Operation Point 1 at a Wavelength of 468 nm

Type of data	Single	Gain, black-level	0dB, 0.1
Exposure control	By irradiance	Environmental temperature	22.4°C
Exposure time	1.50 ms	Camera body temperature	36.6°C
Frame rate	10.0 Hz	Internal temperature(s)	—
Data transfer mode	BayerRG12p	Wavelength, centr., FWHM	468 nm, 20.0 nm

Photon Transfer



Signal-to-Noise Ratio



Quantum efficiency

η 44.3%

Overall system gain

K 0.409 DN/e⁻

$1/K$ 2.445 e⁻/DN

Temporal dark noise

σ_d 2.25 e⁻

$\sigma_{y,\text{dark}}$ 0.97 DN

Signal-to-noise ratio

SNR_{max} 98

39.9 dB

6.6 bit

$1/\text{SNR}_{\text{max}}$ 1.02 %

Absolute sensitivity threshold

$\mu_{p,\text{min}}$ 6.58 p

$\mu_{p,\text{min,area}}$ 0.876 p/μm²

$\mu_{e,\text{min}}$ 2.91 e⁻

$\mu_{e,\text{min,area}}$ 0.388 e⁻/μm²

Saturation capacity

$\mu_{p,\text{sat}}$ 21874 p

$\mu_{p,\text{sat,area}}$ 2914 p/μm²

$\mu_{e,\text{sat}}$ 9688 e⁻

$\mu_{e,\text{sat,area}}$ 1290 e⁻/μm²

Dynamic range

DR 3326

70.4 dB

11.7 bit

Spatial nonuniformities

DSNU₁₂₈₈ 1.40 e⁻

0.57 DN

PRNU₁₂₈₈ 0.83 %

Linearity error

LE_{min} -0.34%

LE_{max} 0.28%

Dark current

$\mu_{c,\text{mean}}$ 6.4 ± 0.0 e⁻/s

2.62 DN/s

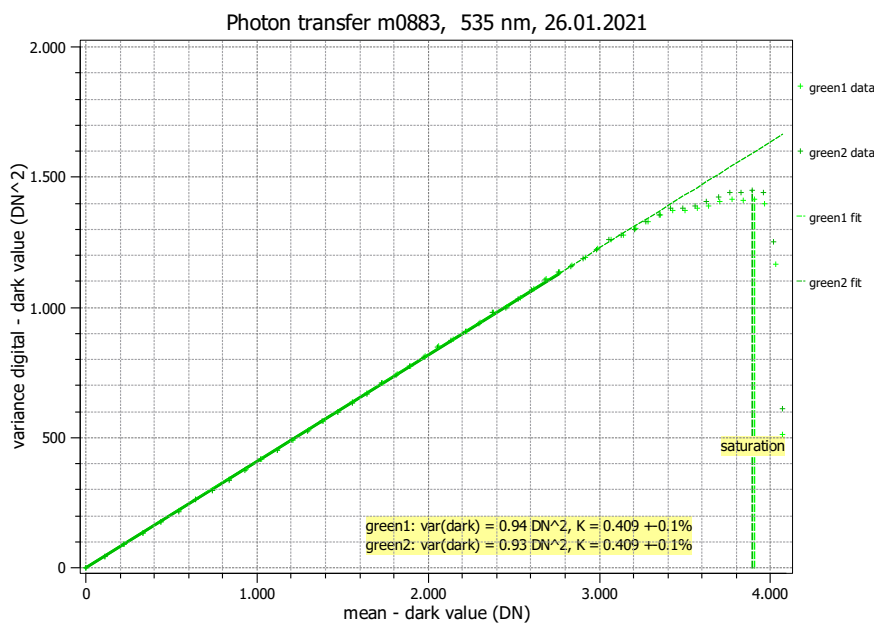
$\mu_{c,\text{var}}$ 6.6 ± 0.0 e⁻/s

T_d — °C

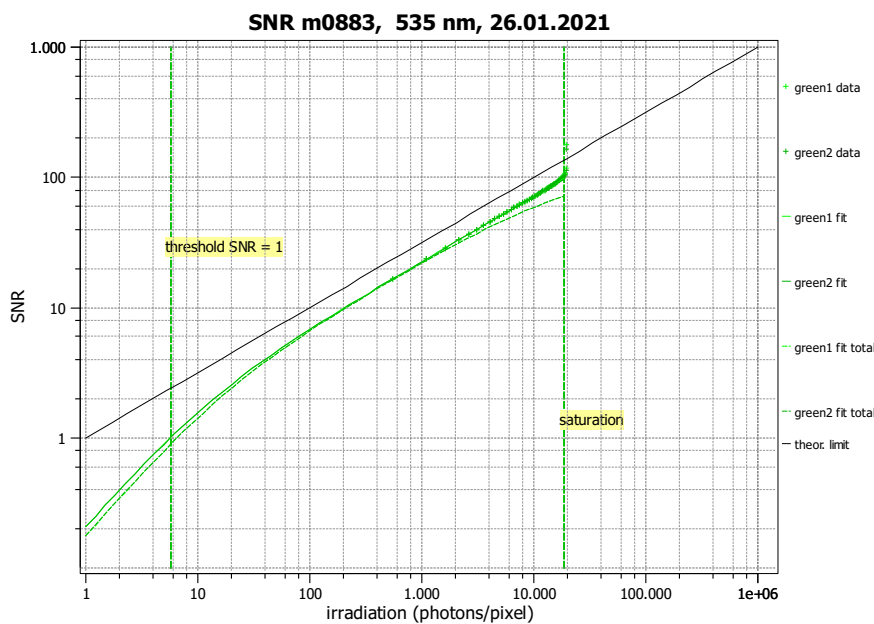
Summary Sheet for Operation Point 2 at a Wavelength of 535 nm

Type of data	Single	Gain, black-level	0dB, 0.1
Exposure control	By irradiance	Environmental temperature	22.4°C
Exposure time	1.50 ms	Camera body temperature	37.4°C
Frame rate	10.0 Hz	Internal temperature(s)	—
Data transfer mode	BayerRG12p	Wavelength, centr., FWHM	535 nm, 31.0 nm

Photon Transfer



Signal-to-Noise Ratio



Quantum efficiency

η 51.1%

Overall system gain

K 0.409 DN/e⁻

$1/K$ 2.444 e⁻/DN

Temporal dark noise

σ_d 2.26 e⁻

$\sigma_{y,\text{dark}}$ 0.97 DN

Signal-to-noise ratio

SNR_{max} 98

39.8 dB

6.6 bit

$1/\text{SNR}_{\text{max}}$ 1.02 %

Absolute sensitivity threshold

$\mu_{p,\text{min}}$ 5.70 p

$\mu_{p,\text{min,area}}$ 0.760 p/μm²

$\mu_{e,\text{min}}$ 2.92 e⁻

$\mu_{e,\text{min,area}}$ 0.388 e⁻/μm²

Saturation capacity

$\mu_{p,\text{sat}}$ 18663 p

$\mu_{p,\text{sat,area}}$ 2486 p/μm²

$\mu_{e,\text{sat}}$ 9541 e⁻

$\mu_{e,\text{sat,area}}$ 1271 e⁻/μm²

Dynamic range

DR 3272

70.3 dB

11.7 bit

Spatial nonuniformities

DSNU₁₂₈₈ 1.51 e⁻

0.62 DN

PRNU₁₂₈₈ 0.96 %

Linearity error

LE_{min} -0.50%

LE_{max} 0.79%

Dark current

$\mu_{c,\text{mean}}$ 6.4 ± 0.0 e⁻/s

2.62 DN/s

$\mu_{c,\text{var}}$ 6.6 ± 0.0 e⁻/s

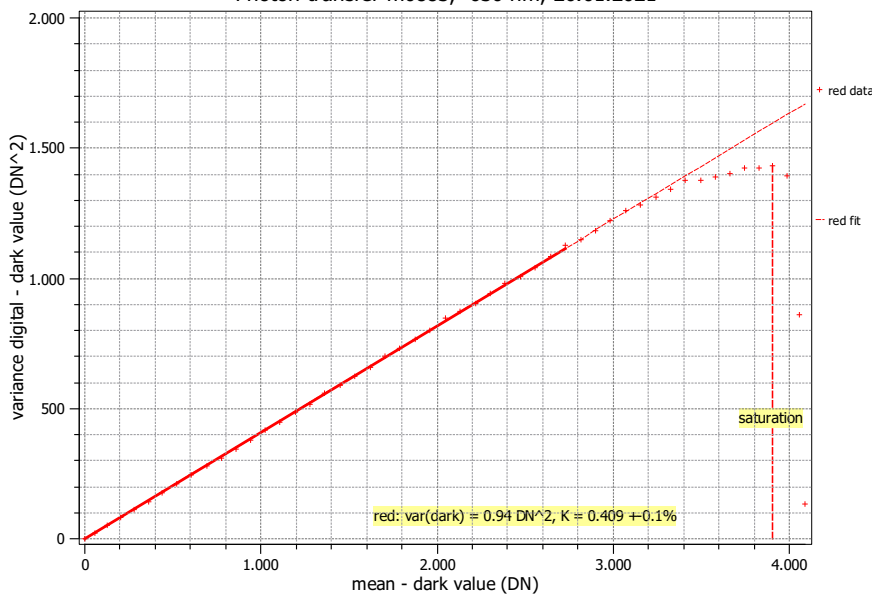
T_d — °C

Summary Sheet for Operation Point 3 at a Wavelength of 630 nm

Type of data	Single	Gain, black-level	0dB, 0.1
Exposure control	By irradiance	Environmental temperature	22.5°C
Exposure time	1.50 ms	Camera body temperature	38.0°C
Frame rate	10.0 Hz	Internal temperature(s)	—
Data transfer mode	BayerRG12p	Wavelength, centr., FWHM	630 nm, 13.0 nm

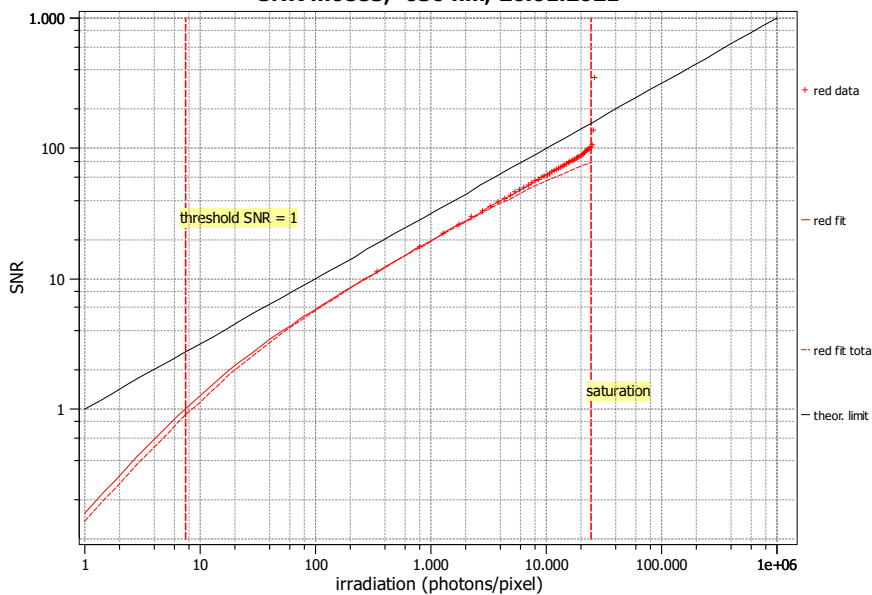
Photon Transfer

Photon transfer m0883, 630 nm, 26.01.2021



Signal-to-Noise Ratio

SNR m0883, 630 nm, 26.01.2021



Quantum efficiency

η 39.0%

Overall system gain

K 0.409 DN/e⁻

$1/K$ 2.446 e⁻/DN

Temporal dark noise

σ_d 2.26 e⁻

$\sigma_{y,\text{dark}}$ 0.97 DN

Signal-to-noise ratio

SNR_{max} 98

39.8 dB

6.6 bit

$1/\text{SNR}_{\text{max}}$ 1.02 %

Absolute sensitivity threshold

$\mu_{p,\text{min}}$ 7.50 p

$\mu_{p,\text{min,area}}$ 0.999 p/ μm^2

$\mu_{e,\text{min}}$ 2.92 e⁻

$\mu_{e,\text{min,area}}$ 0.389 e⁻/ μm^2

Saturation capacity

$\mu_{p,\text{sat}}$ 24692 p

$\mu_{p,\text{sat,area}}$ 3289 p/ μm^2

$\mu_{e,\text{sat}}$ 9627 e⁻

$\mu_{e,\text{sat,area}}$ 1282 e⁻/ μm^2

Dynamic range

DR 3294

70.4 dB

11.7 bit

Spatial nonuniformities

DSNU₁₂₈₈ 1.48 e⁻

0.60 DN

PRNU₁₂₈₈ 0.77 %

Linearity error

LE_{min} -0.38%

LE_{max} 0.12%

Dark current

$\mu_{c,\text{mean}}$ 5.9 ± 0.0 e⁻/s

2.43 DN/s

$\mu_{c,\text{var}}$ 6.3 ± 0.0 e⁻/s

T_d — °C