

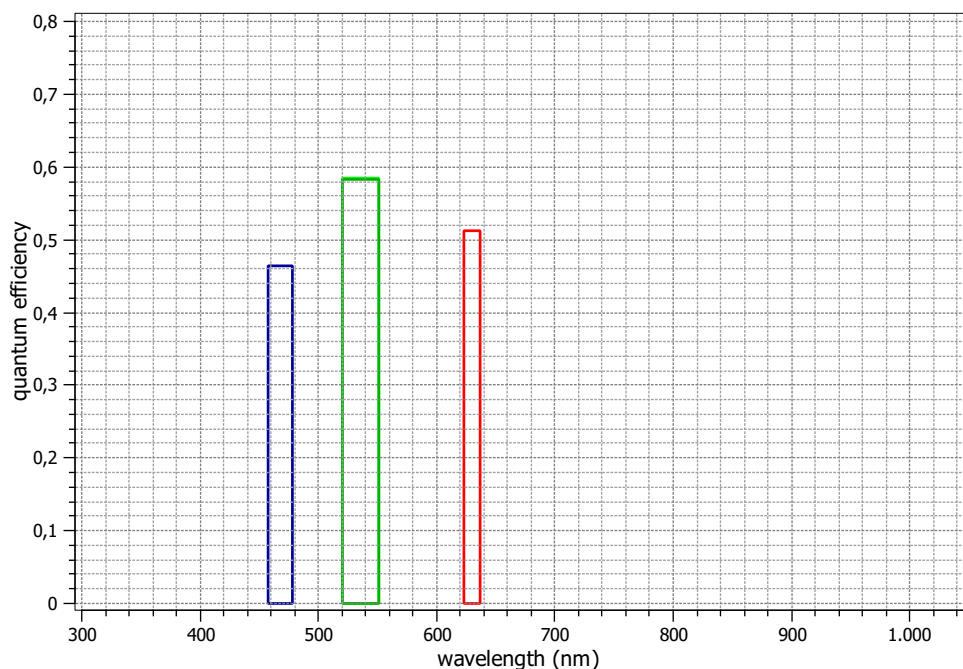
## EMVA 1288 Data Sheet m0570

This datasheet describes the specification according to the standard 1288 for “Characterization and Presentation of Specification Data for Image Sensors and Cameras of the European Machine Vision Association (EMVA)” (see [www.standard1288.org](http://www.standard1288.org) or the *Zenodo EMVA 1288 community*) release 3.0 with proprietary extensions from AEON. The measurements were performed with the AEON ACC3 Release 5, 06.06.2016, SN 0005(MatrixVision) . The performance parameters and estimated accuracy of the measurements are described in the technical report for the instrument, its calibration in the corresponding specification and calibration report.

Measurements performed by W.Dutt, Matrix Vision GmbH

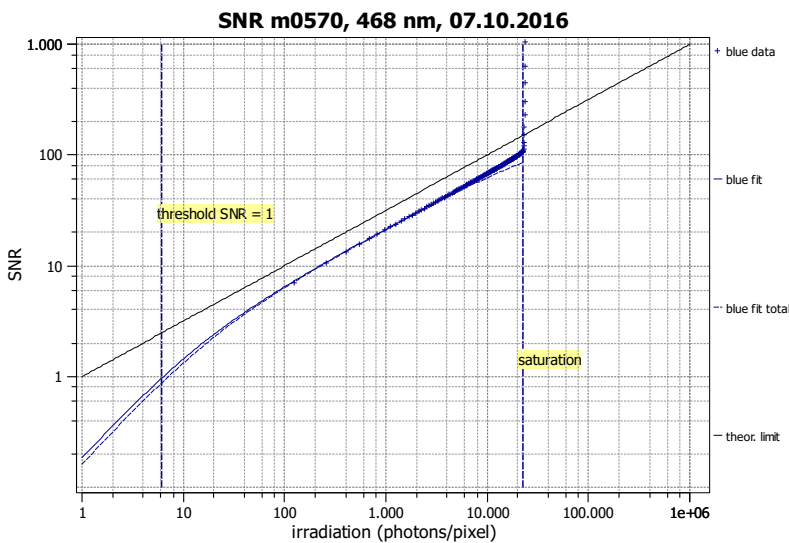
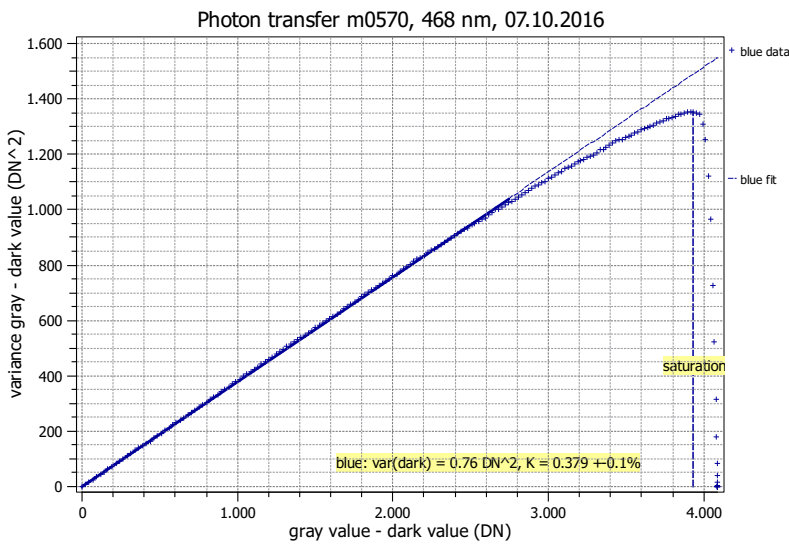
Vendor	MATRIX VISION
Model	mvBlueFOX3-2051aC
Serial number	FF000517
Sensor diagonal	11.07 mm
Lens category	C-Mount
Resolution	2464 × 2056, 12 bit
Pixel size	3.45 μm × 3.45 μm
Sensor	IMX264
Sensor type	CMOS
Shutter type	Global
Overlap capabilities	Overlapping
Maximum frame rate	35.6 Hz
Interface type	USB3 Vision

Type of data presented	Single
<b>Operation point 1, (page ??)</b>	
Wavelength centroid	468.0 nm
Wavelength FWHM	20.0 nm
Gain, black-level	0dB, 0.08
<b>Operation point 2, (page ??)</b>	
Wavelength centroid	536.0 nm
Wavelength FWHM	31.0 nm
Gain, black-level	0dB, 0.08
<b>Operation point 3, (page ??)</b>	
Wavelength centroid	630.0 nm
Wavelength FWHM	13.0 nm
Gain, black-level	0dB, 0.08
<b>Optional data measured</b>	
None	



## EMVA 1288 Summary Sheet for Operating Point 1

Type of data	Single	Gain, black-level	0dB, 0.08
Exposure control	By irradiance	Environmental temperature	22.2°C
Exposure time	16.00 ms	Camera body temperature	32.9°C
Frame rate	35.5 Hz	Internal temperature(s)	—
Data transfer mode	BayerRG12	Wavelength, centr., FWHM	468 nm, 20.0 nm



### Quantum efficiency

$\eta$  46.4%

### Overall system gain

$K$  0.379 DN/e<sup>-</sup>

$1/K$  2.640 e<sup>-</sup>/DN

### Temporal dark noise & DSNU

$\sigma_{y,dark}$  0.87 DN

DSNU<sub>1288</sub> 0.53 DN

$\sigma_d$  2.17 e<sup>-</sup>

DSNU<sub>1288</sub> 1.39 e<sup>-</sup>

### Signal-to-noise ratio & PRNU

SNR<sub>max</sub> 102

40.2 dB

6.7 bit

$1/SNR_{max}$  0.98 %

PRNU<sub>1288</sub> 0.64 %

### Nonlinearity

LE 0.20%

LE<sub>min</sub> -0.26%

LE<sub>max</sub> 0.14%

### Sensitivity & saturation

$\mu_{p,min}$  6.15 p

0.516 p/ $\mu\text{m}^2$

$\mu_{p,sat}$  22413 p

1883 p/ $\mu\text{m}^2$

$\mu_{e,min}$  2.85 e<sup>-</sup>

0.240 e<sup>-</sup>/ $\mu\text{m}^2$

$\mu_{e,sat}$  10409 e<sup>-</sup>

875 e<sup>-</sup>/ $\mu\text{m}^2$

### Dynamic range

DR 3647

71.2 dB

11.8 bit

### Dark current

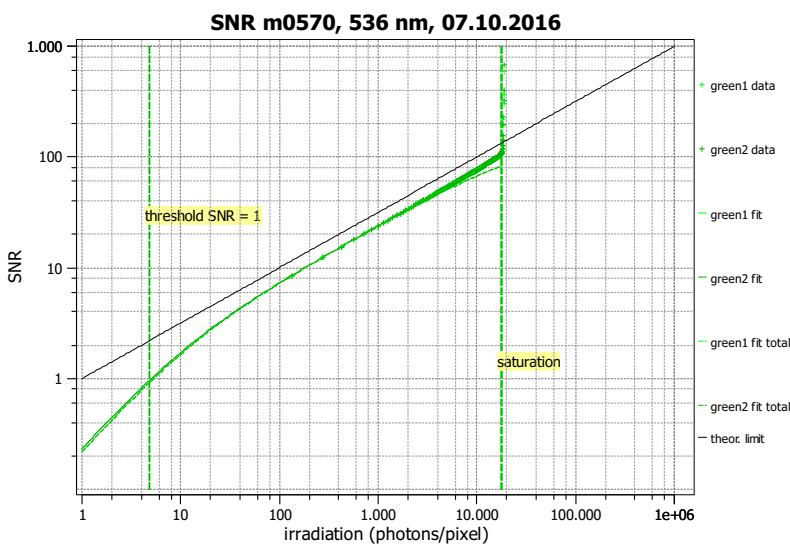
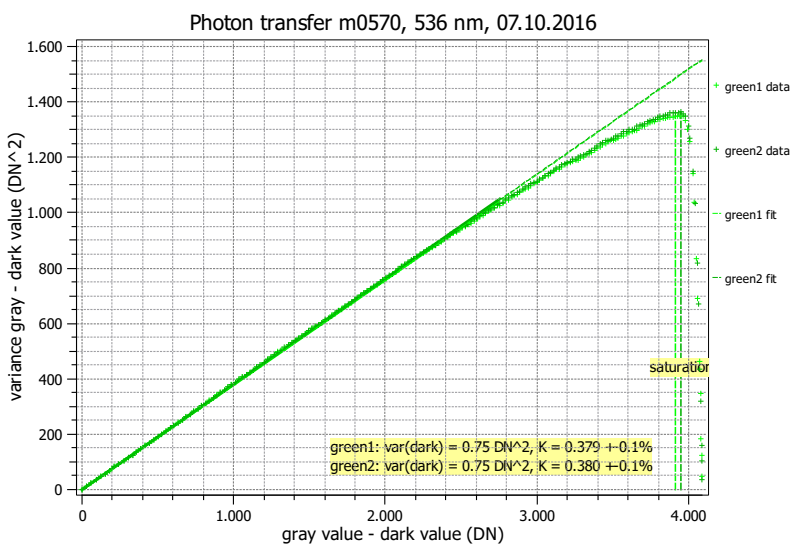
$\mu_{c,mean}$  1.7 DN/s

$\mu_{c,mean}$  4.4 e<sup>-</sup>/s

$\mu_{c,var}$  2.3 e<sup>-</sup>/s

## EMVA 1288 Summary Sheet for Operating Point 2

Type of data	Single	Gain, black-level	0dB, 0.08
Exposure control	By irradiance	Environmental temperature	22.2°C
Exposure time	16.00 ms	Camera body temperature	32.9°C
Frame rate	35.5 Hz	Internal temperature(s)	—
Data transfer mode	BayerRG12	Wavelength, centr., FWHM	536 nm, 31.0 nm



### Quantum efficiency

$\eta$  58.4%

### Overall system gain

$K$  0.379 DN/e<sup>-</sup>

$1/K$  2.638 e<sup>-</sup>/DN

### Temporal dark noise & DSNU

$\sigma_{y,dark}$  0.87 DN

DSNU<sub>1288</sub> 0.35 DN

$\sigma_d$  2.16 e<sup>-</sup>

DSNU<sub>1288</sub> 0.92 e<sup>-</sup>

### Signal-to-noise ratio & PRNU

SNR<sub>max</sub> 102

40.1 dB

6.7 bit

$1/SNR_{max}$  0.98 %

PRNU<sub>1288</sub> 0.71 %

### Nonlinearity

LE 0.24%

LE<sub>min</sub> -0.22%

LE<sub>max</sub> 0.26%

### Sensitivity & saturation

$\mu_{p,min}$  4.87 p

0.409 p/ $\mu m^2$

$\mu_{p,sat}$  17647 p

1483 p/ $\mu m^2$

$\mu_{e,min}$  2.85 e<sup>-</sup>

0.239 e<sup>-</sup>/ $\mu m^2$

$\mu_{e,sat}$  10314 e<sup>-</sup>

867 e<sup>-</sup>/ $\mu m^2$

### Dynamic range

DR 3625

71.2 dB

11.8 bit

### Dark current

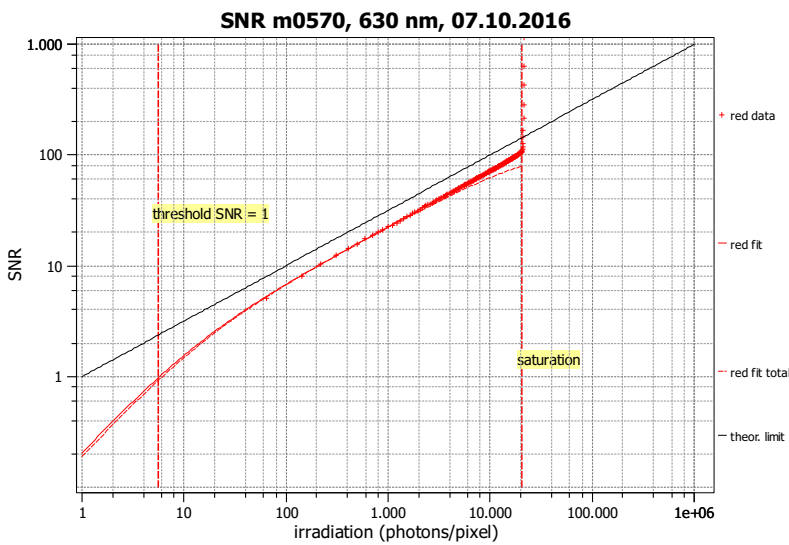
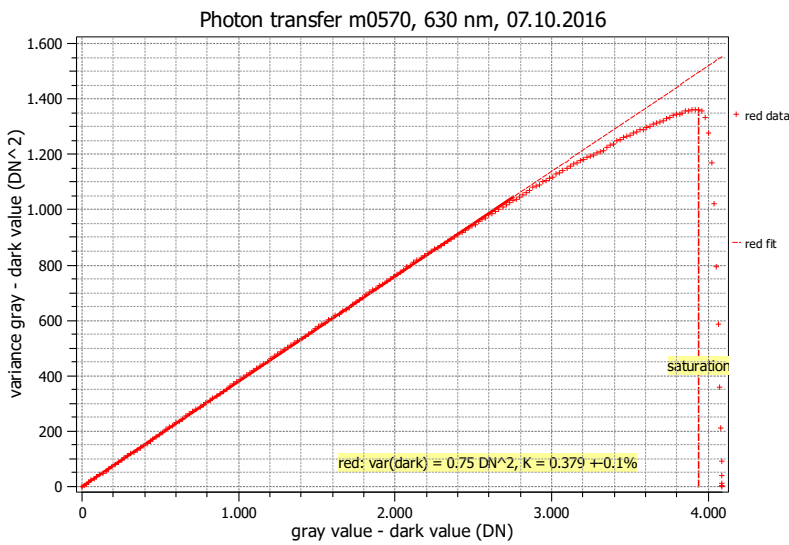
$\mu_{c,mean}$  1.7 DN/s

$\mu_{c,mean}$  4.4 e<sup>-</sup>/s

$\mu_{c,var}$  2.3 e<sup>-</sup>/s

## EMVA 1288 Summary Sheet for Operating Point 3

Type of data	Single	Gain, black-level	0dB, 0.08
Exposure control	By irradiance	Environmental temperature	22.2°C
Exposure time	16.00 ms	Camera body temperature	32.9°C
Frame rate	35.5 Hz	Internal temperature(s)	—
Data transfer mode	BayerRG12	Wavelength, centr., FWHM	630 nm, 13.0 nm



### Quantum efficiency

$\eta$  51.2%

### Overall system gain

$K$  0.379 DN/e<sup>-</sup>

$1/K$  2.636 e<sup>-</sup>/DN

### Temporal dark noise & DSNU

$\sigma_{y,dark}$  0.87 DN

DSNU<sub>1288</sub> 0.39 DN

$\sigma_d$  2.15 e<sup>-</sup>

DSNU<sub>1288</sub> 1.02 e<sup>-</sup>

### Signal-to-noise ratio & PRNU

SNR<sub>max</sub> 102

40.2 dB

6.7 bit

$1/SNR_{max}$  0.98 %

PRNU<sub>1288</sub> 0.79 %

### Nonlinearity

LE 0.24%

LE<sub>min</sub> -0.33%

LE<sub>max</sub> 0.15%

### Sensitivity & saturation

$\mu_{p,min}$  5.54 p

0.465 p/ $\mu\text{m}^2$

$\mu_{p,sat}$  20385 p

1713 p/ $\mu\text{m}^2$

$\mu_{e,min}$  2.84 e<sup>-</sup>

0.238 e<sup>-</sup>/ $\mu\text{m}^2$

$\mu_{e,sat}$  10446 e<sup>-</sup>

878 e<sup>-</sup>/ $\mu\text{m}^2$

### Dynamic range

DR 3681

71.3 dB

11.8 bit

### Dark current

$\mu_{c,mean}$  1.6 DN/s

$\mu_{c,mean}$  4.3 e<sup>-</sup>/s

$\mu_{c,var}$  2.2 e<sup>-</sup>/s