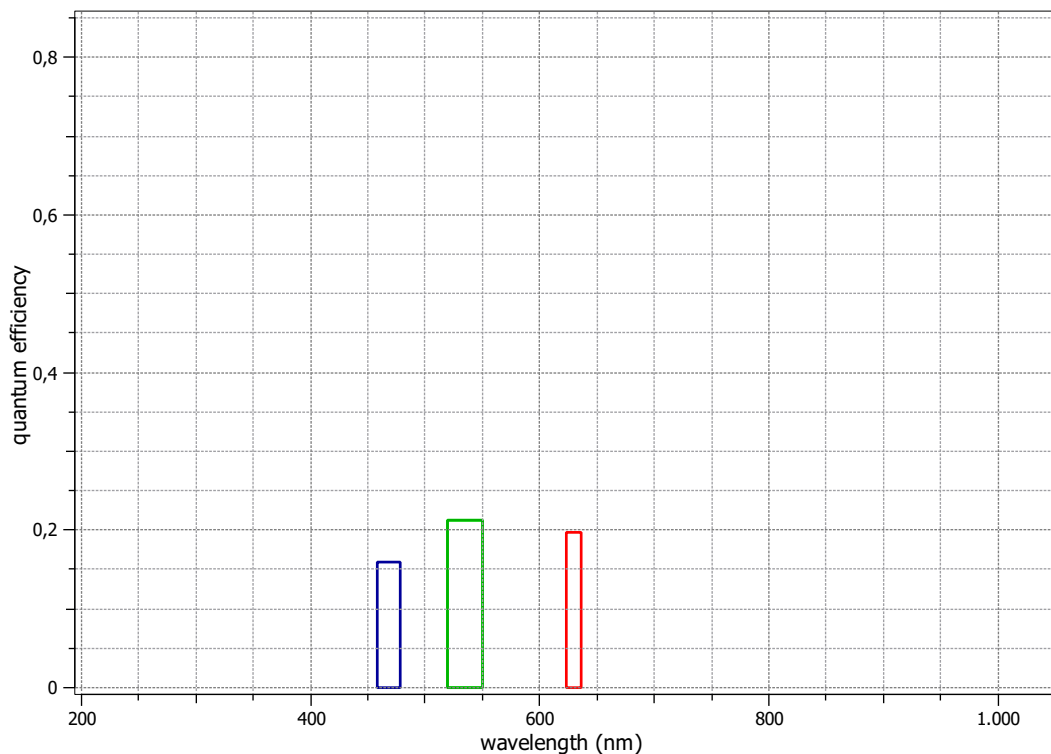


EMVA 1288 Data Sheet m0806

This datasheet describes the specification according to the standard 1288 release 3.1 for "Characterization and Presentation of Specification Data for Image Sensors and Cameras" issued on December 30, 2016 by the European Machine Vision Association (EMVA), published at www.standard1288.org and the *zenodo EMVA 1288 community* with proprietary extensions from AEON. The measurements were performed with the AEON ACC3 Release 6, 26.11.2016, SN 0005(MatrixVision.

Measurements performed by T.Renner, Matrix Vision GmbH

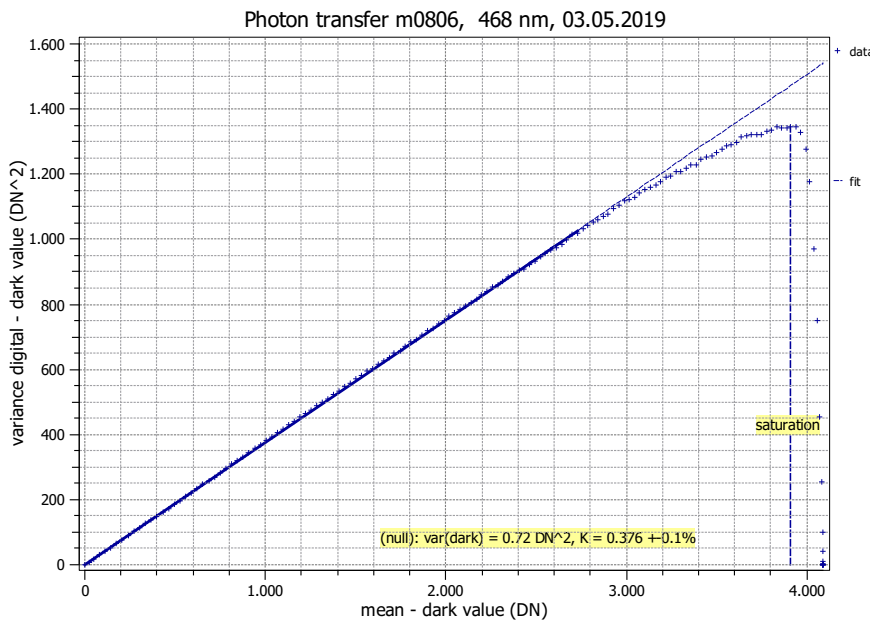
Vendor	MATRIX VISION	Type of data presented	Single
Model	mvBlueFOX3-2051pC	Operation point 1 (page 5)	
Serial number	FF003606	Wavelength centroid	468.0 nm
Sensor diagonal	11.07 mm	Wavelength FWHM	20.0 nm
Lens category	C-Mount	Gain, black-level	0dB, 0.1
Resolution	2464 × 2056, 12 bit	Operation point 2 (page 20)	
Pixel size (h×v)	3.45 μm × 3.45 μm	Wavelength centroid	535.0 nm
Sensor	IMX250_POL	Wavelength FWHM	31.0 nm
Sensor type	CMOS	Gain, black-level	0dB, 0.1
Shutter type	Global	Operation point 3 (page 35)	
Overlap cap.	Overlapping	Wavelength centroid	630.0 nm
Max. frame rate	37.5 Hz	Wavelength FWHM	13.0 nm
Interface type	USB3 Vision	Gain, black-level	0dB, 0.1
		Optional data measured	None



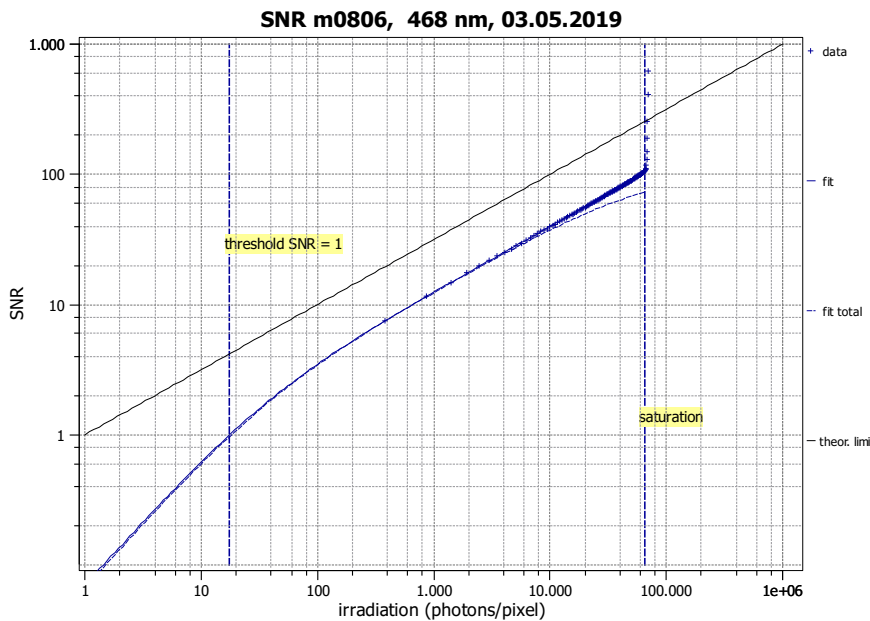
Summary Sheet for Operation Point 1 at a Wavelength of 468 nm

Type of data	Single	Gain, black-level	0dB, 0.1
Exposure control	By irradiance	Environmental temperature	25.6°C
Exposure time	3.00 ms	Camera body temperature	34.4°C
Frame rate	37.5 Hz	Internal temperature(s)	—
Data transfer mode	Mono12	Wavelength, centr., FWHM	468 nm, 20.0 nm

Photon Transfer



Signal-to-Noise Ratio



Quantum efficiency

η 15.9%

Overall system gain

K 0.376 DN/e⁻

$1/K$ 2.656 e⁻/DN

Temporal dark noise

σ_d 2.11 e⁻

$\sigma_{y.dark}$ 0.85 DN

Signal-to-noise ratio

SNR_{max} 102

40.2 dB

6.7 bit

$1/\text{SNR}_{max}$ 0.98 %

Absolute sensitivity threshold

$\mu_{p.min}$ 17.62 p

$\mu_{p.min.area}$ 1.480 p/μm²

$\mu_{e.min}$ 2.80 e⁻

$\mu_{e.min.area}$ 0.236 e⁻/μm²

Saturation capacity

$\mu_{p.sat}$ 65302 p

$\mu_{p.sat.area}$ 5486 p/μm²

$\mu_{e.sat}$ 10391 e⁻

$\mu_{e.sat.area}$ 873 e⁻/μm²

Dynamic range

DR 3706

71.4 dB

11.9 bit

Spatial nonuniformities

DSNU₁₂₈₈ 0.67 e⁻

0.25 DN

PRNU₁₂₈₈ 0.95 %

Linearity error

LE_{min} -0.49%

LE_{max} 1.05%

Dark current

$\mu_{c.mean}$ 2.2 ± 1.5 e⁻/s

0.83 DN/s

$\mu_{c.var}$ 6.7 ± 0.1 e⁻/s

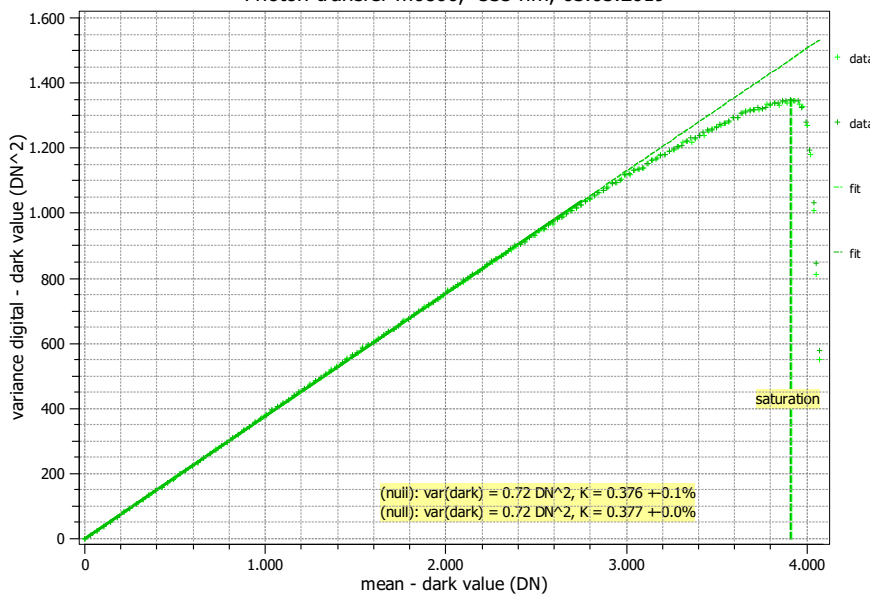
T_d — °C

Summary Sheet for Operation Point 2 at a Wavelength of 535 nm

Type of data	Single	Gain, black-level	0dB, 0.1
Exposure control	By irradiance	Environmental temperature	25.6°C
Exposure time	3.00 ms	Camera body temperature	36.2°C
Frame rate	37.5 Hz	Internal temperature(s)	—
Data transfer mode	Mono12	Wavelength, centr., FWHM	535 nm, 31.0 nm

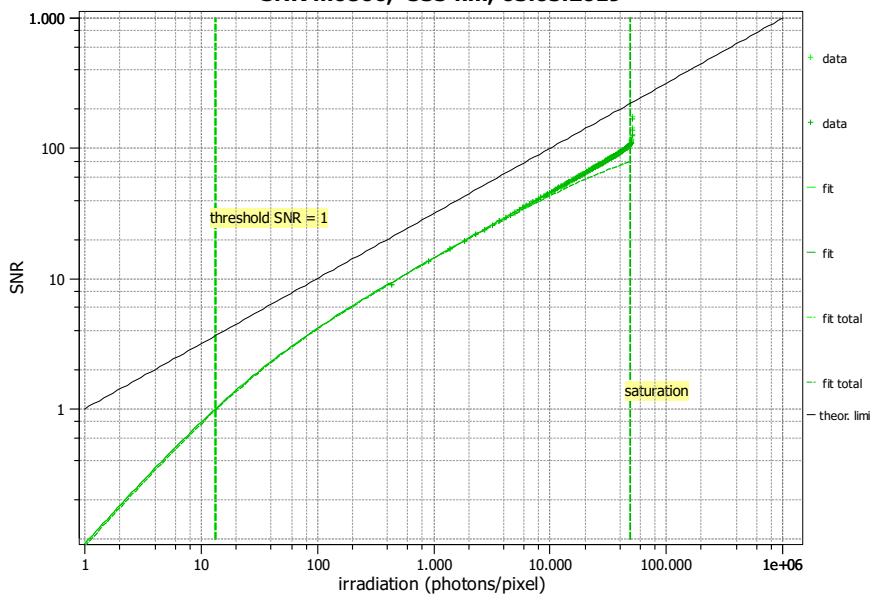
Photon Transfer

Photon transfer m0806, 535 nm, 03.05.2019



Signal-to-Noise Ratio

SNR m0806, 535 nm, 03.05.2019



Quantum efficiency

η 21.2%

Overall system gain

K 0.376 DN/e⁻

$1/K$ 2.657 e⁻/DN

Temporal dark noise

σ_d 2.12 e⁻

$\sigma_{y.dark}$ 0.85 DN

Signal-to-noise ratio

SNR_{max} 102

40.2 dB

6.7 bit

$1/\text{SNR}_{max}$ 0.98 %

Absolute sensitivity threshold

$\mu_{p.min}$ 13.22 p

$\mu_{p.min.area}$ 1.111 p/ μm^2

$\mu_{e.min}$ 2.81 e⁻

$\mu_{e.min.area}$ 0.236 e⁻/ μm^2

Saturation capacity

$\mu_{p.sat}$ 48938 p

$\mu_{p.sat.area}$ 4112 p/ μm^2

$\mu_{e.sat}$ 10389 e⁻

$\mu_{e.sat.area}$ 873 e⁻/ μm^2

Dynamic range

DR 3702

71.4 dB

11.9 bit

Spatial nonuniformities

DSNU₁₂₈₈ 0.72 e⁻

0.27 DN

PRNU₁₂₈₈ 0.81 %

Linearity error

LE_{min} -0.69%

LE_{max} 1.97%

Dark current

$\mu_{c.mean}$ 2.2 ± 1.5 e⁻/s

0.83 DN/s

$\mu_{c.var}$ 6.7 ± 0.1 e⁻/s

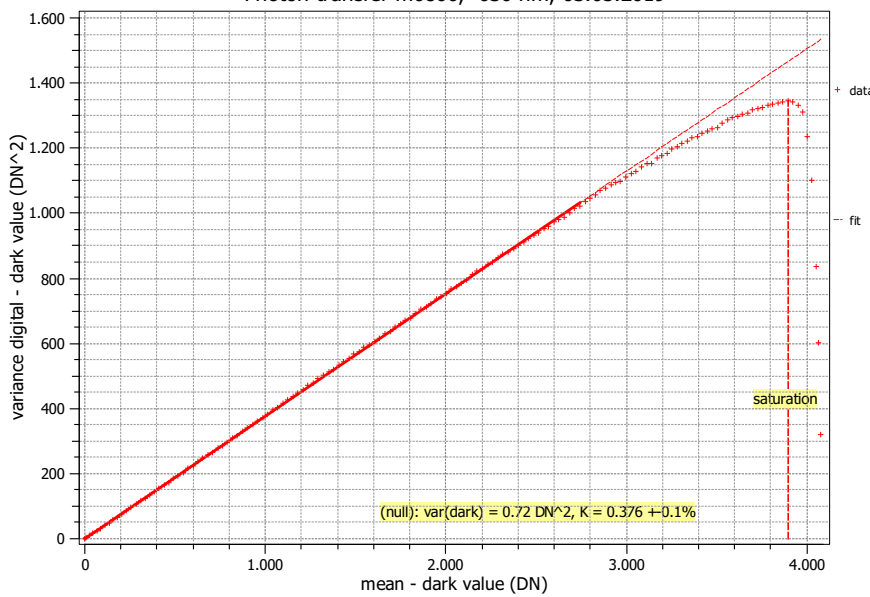
T_d — °C

Summary Sheet for Operation Point 3 at a Wavelength of 630 nm

Type of data	Single	Gain, black-level	0dB, 0.1
Exposure control	By irradiance	Environmental temperature	25.7°C
Exposure time	3.00 ms	Camera body temperature	37.0°C
Frame rate	37.5 Hz	Internal temperature(s)	—
Data transfer mode	Mono12	Wavelength, centr., FWHM	630 nm, 13.0 nm

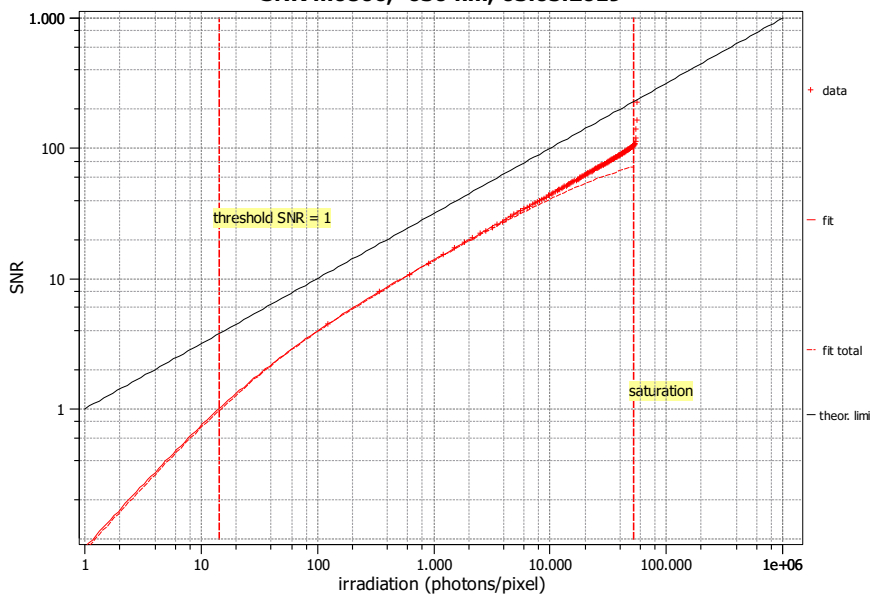
Photon Transfer

Photon transfer m0806, 630 nm, 03.05.2019



Signal-to-Noise Ratio

SNR m0806, 630 nm, 03.05.2019



Quantum efficiency

η 19.7%

Overall system gain

K 0.376 DN/e⁻

$1/K$ 2.658 e⁻/DN

Temporal dark noise

σ_d 2.13 e⁻

$\sigma_{y.dark}$ 0.85 DN

Signal-to-noise ratio

SNR_{max} 102

40.2 dB

6.7 bit

$1/\text{SNR}_{max}$ 0.98 %

Absolute sensitivity threshold

$\mu_{p.min}$ 14.29 p

$\mu_{p.min.area}$ 1.200 p/ μm^2

$\mu_{e.min}$ 2.81 e⁻

$\mu_{e.min.area}$ 0.236 e⁻/ μm^2

Saturation capacity

$\mu_{p.sat}$ 52808 p

$\mu_{p.sat.area}$ 4437 p/ μm^2

$\mu_{e.sat}$ 10402 e⁻

$\mu_{e.sat.area}$ 874 e⁻/ μm^2

Dynamic range

DR 3696

71.4 dB

11.9 bit

Spatial nonuniformities

DSNU₁₂₈₈ 0.71 e⁻

0.27 DN

PRNU₁₂₈₈ 0.97 %

Linearity error

LE_{min} -0.31%

LE_{max} 0.47%

Dark current

$\mu_{c.mean}$ 2.2 ± 1.5 e⁻/s

0.82 DN/s

$\mu_{c.var}$ 6.7 ± 0.1 e⁻/s

T_d — °C