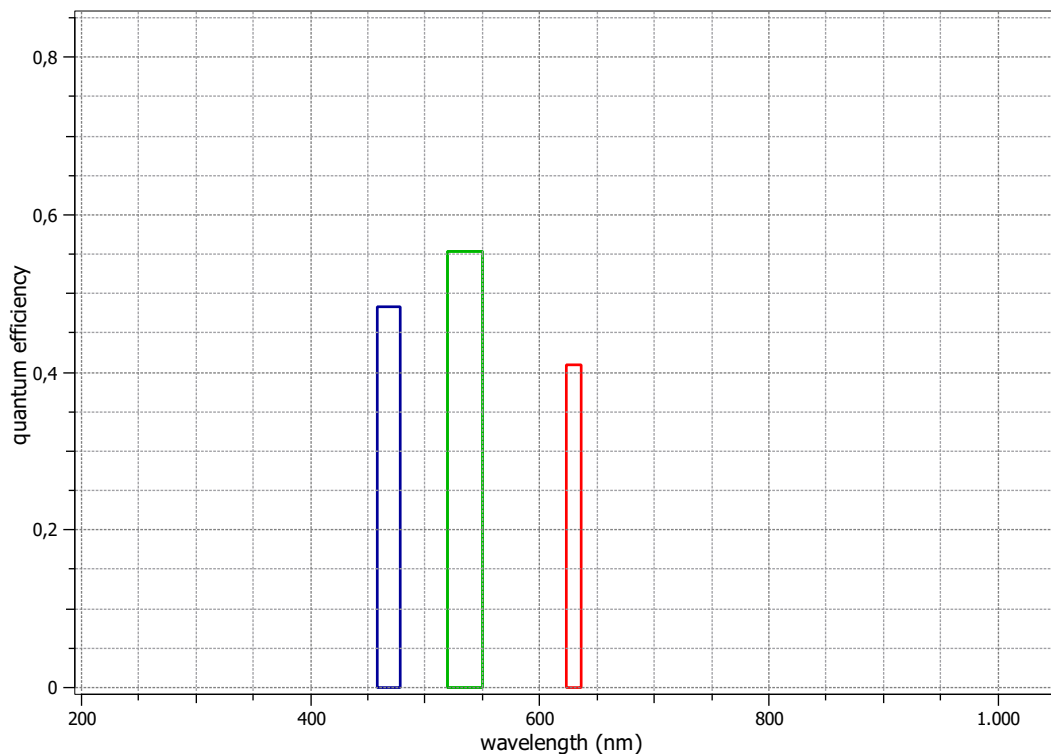


EMVA 1288 Data Sheet m0918

This datasheet describes the specification according to the standard 1288 release 3.1 for "Characterization and Presentation of Specification Data for Image Sensors and Cameras" issued on December 30, 2016 by the European Machine Vision Association (EMVA), published at www.standard1288.org and the *zenodo EMVA 1288 community* with proprietary extensions from AEON. The measurements were performed with the AEON ACC3 Release 6, 26.11.2016, SN 0005(MatrixVision).

Measurements performed by T.Renner, Matrix Vision GmbH

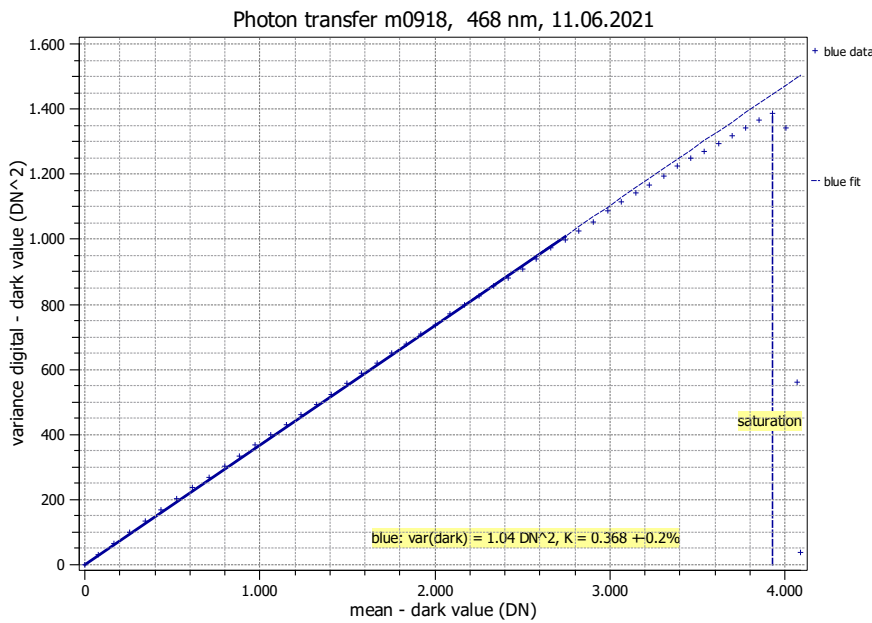
Vendor	Matrix Vision	Type of data presented	Single
Model	mvBlueFOX3-2124dC	Operation point 1 (page 5)	
Serial number	FF008238	Wavelength centroid	468.0 nm
Sensor diagonal	14.00 mm	Wavelength FWHM	20.0 nm
Lens category	C-Mount	Gain, black-level	0dB, 0.1
Resolution	4128 × 3008, 12 bit	Operation point 2 (page 19)	
Pixel size (h×v)	2.74 μm × 2.74 μm	Wavelength centroid	535.0 nm
Sensor	IMX545	Wavelength FWHM	31.0 nm
Sensor type	CMOS	Gain, black-level	0dB, 0.1
Shutter type	Global	Operation point 3 (page 33)	
Overlap cap.	Overlapping	Wavelength centroid	630.0 nm
Max. frame rate	15.3 Hz	Wavelength FWHM	13.0 nm
Interface type	USB3 Vision	Gain, black-level	0dB, 0.1
		Optional data measured	
		None	



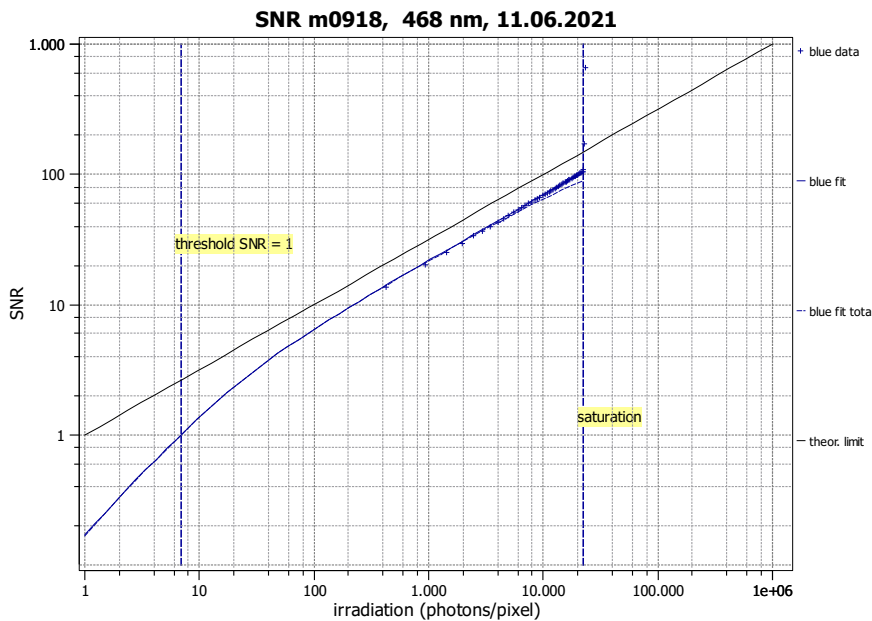
Summary Sheet for Operation Point 1 at a Wavelength of 468 nm

Type of data	Single	Gain, black-level	0dB, 0.1
Exposure control	By irradiance	Environmental temperature	22.1°C
Exposure time	1.50 ms	Camera body temperature	30.9°C
Frame rate	15.3 Hz	Internal temperature(s)	—
Data transfer mode	BayerRG12	Wavelength, centr., FWHM	468 nm, 20.0 nm

Photon Transfer



Signal-to-Noise Ratio



Quantum efficiency

η 48.4%

Overall system gain

K 0.368 DN/e⁻

$1/K$ 2.717 e⁻/DN

Temporal dark noise

σ_d 2.66 e⁻

$\sigma_{y,\text{dark}}$ 1.02 DN

Signal-to-noise ratio

SNR_{max} 103

40.3 dB

6.7 bit

$1/\text{SNR}_{\text{max}}$ 0.97 %

Absolute sensitivity threshold

$\mu_{p,\text{min}}$ 6.85 p

$\mu_{p,\text{min,area}}$ 0.913 p/μm²

$\mu_{e,\text{min}}$ 3.31 e⁻

$\mu_{e,\text{min,area}}$ 0.441 e⁻/μm²

Saturation capacity

$\mu_{p,\text{sat}}$ 22071 p

$\mu_{p,\text{sat,area}}$ 2940 p/μm²

$\mu_{e,\text{sat}}$ 10673 e⁻

$\mu_{e,\text{sat,area}}$ 1422 e⁻/μm²

Dynamic range

DR 3220

70.2 dB

11.7 bit

Spatial nonuniformities

DSNU₁₂₈₈ 0.32 e⁻

0.12 DN

PRNU₁₂₈₈ 0.58 %

Linearity error

LE_{min} -0.27%

LE_{max} 0.26%

Dark current

$\mu_{c,\text{mean}}$ 0.60 ± 0.02 e⁻/s

0.22 DN/s

$\mu_{c,\text{var}}$ 0.78 ± 0.03 e⁻/s

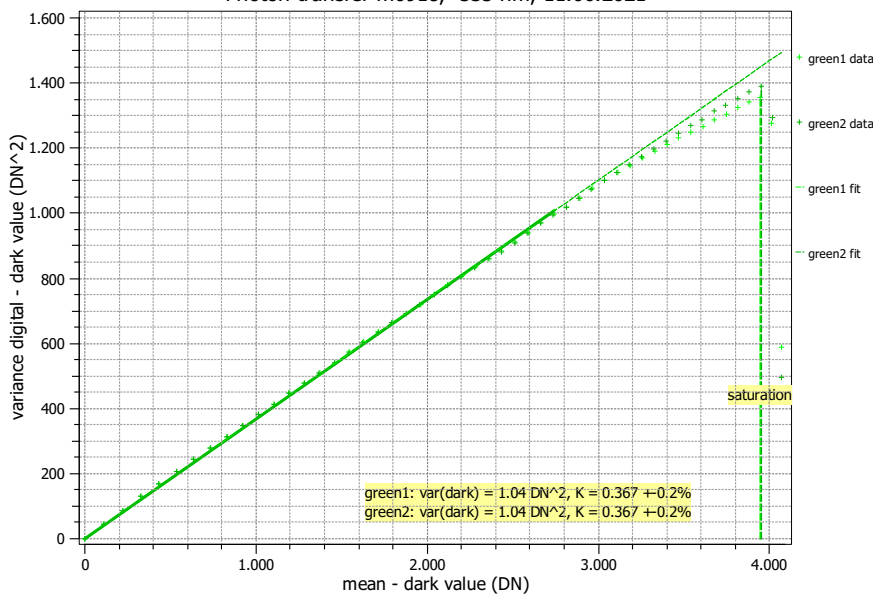
T_d — °C

Summary Sheet for Operation Point 2 at a Wavelength of 535 nm

Type of data	Single	Gain, black-level	0dB, 0.1
Exposure control	By irradiance	Environmental temperature	22.2°C
Exposure time	1.50 ms	Camera body temperature	31.1°C
Frame rate	15.3 Hz	Internal temperature(s)	—
Data transfer mode	BayerRG12	Wavelength, centr., FWHM	535 nm, 31.0 nm

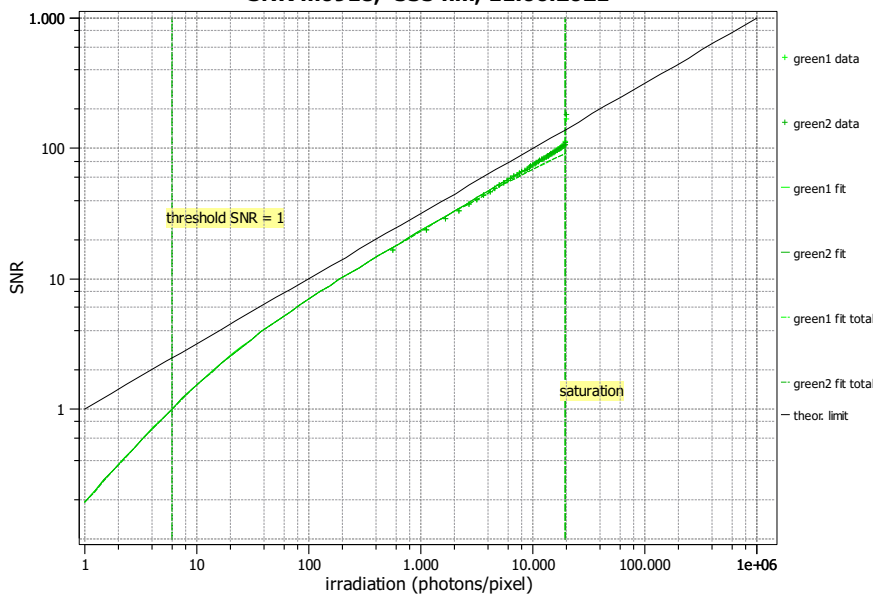
Photon Transfer

Photon transfer m0918, 535 nm, 11.06.2021



Signal-to-Noise Ratio

SNR m0918, 535 nm, 11.06.2021



Quantum efficiency

η 55.4%

Overall system gain

K 0.367 DN/e⁻

$1/K$ 2.723 e⁻/DN

Temporal dark noise

σ_d 2.66 e⁻

$\sigma_{y,\text{dark}}$ 1.02 DN

Signal-to-noise ratio

SNR_{max} 103

40.3 dB

6.7 bit

$1/\text{SNR}_{\text{max}}$ 0.97 %

Absolute sensitivity threshold

$\mu_{p,\text{min}}$ 5.99 p

$\mu_{p,\text{min,area}}$ 0.798 p/μm²

$\mu_{e,\text{min}}$ 3.32 e⁻

$\mu_{e,\text{min,area}}$ 0.442 e⁻/μm²

Saturation capacity

$\mu_{p,\text{sat}}$ 19304 p

$\mu_{p,\text{sat,area}}$ 2571 p/μm²

$\mu_{e,\text{sat}}$ 10700 e⁻

$\mu_{e,\text{sat,area}}$ 1425 e⁻/μm²

Dynamic range

DR 3223

70.2 dB

11.7 bit

Spatial nonuniformities

DSNU₁₂₈₈ 0.33 e⁻

0.12 DN

PRNU₁₂₈₈ 0.54 %

Linearity error

LE_{min} -0.59%

LE_{max} 1.16%

Dark current

$\mu_{c,\text{mean}}$ 0.62 ± 0.02 e⁻/s

0.23 DN/s

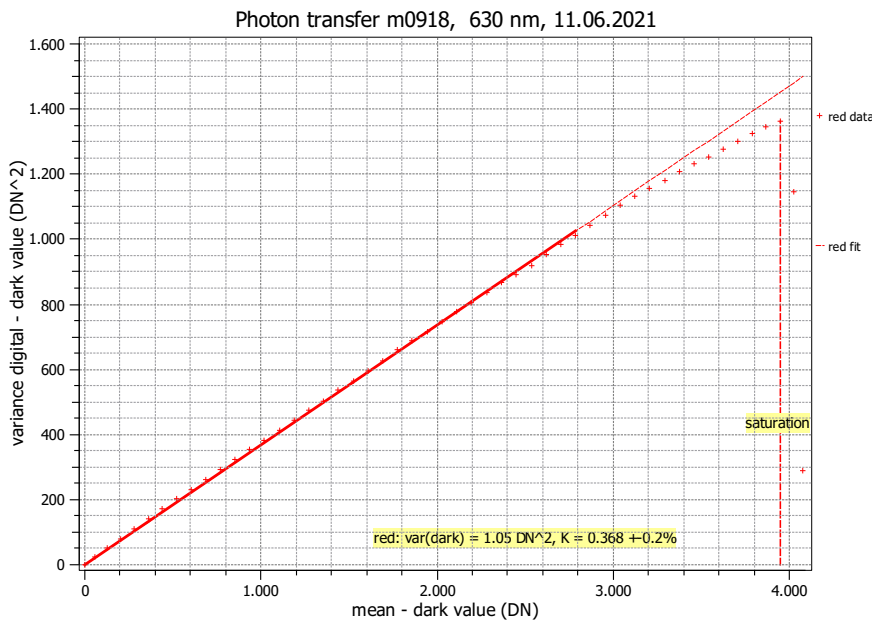
$\mu_{c,\text{var}}$ 0.82 ± 0.03 e⁻/s

T_d — °C

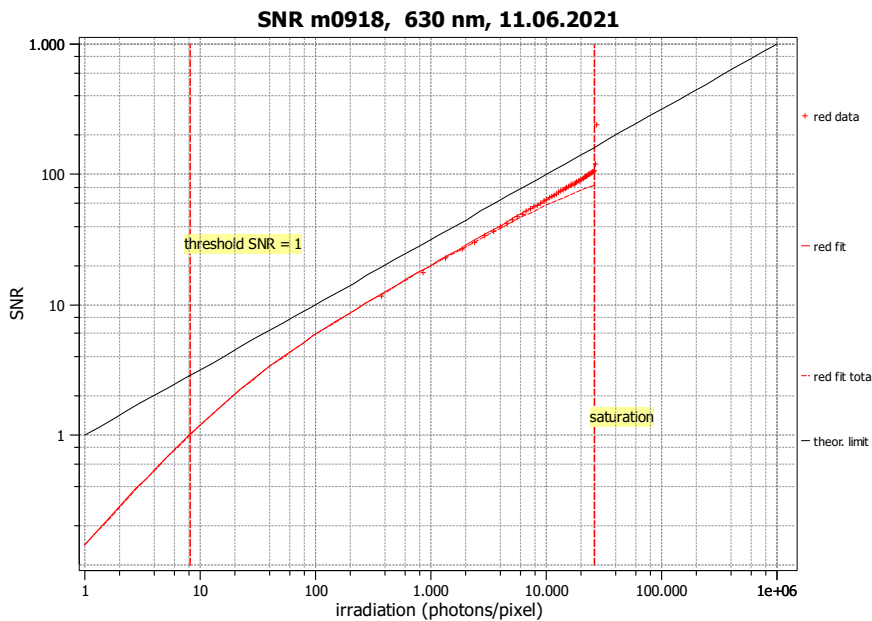
Summary Sheet for Operation Point 3 at a Wavelength of 630 nm

Type of data	Single	Gain, black-level	0dB, 0.1
Exposure control	By irradiance	Environmental temperature	22.3°C
Exposure time	1.50 ms	Camera body temperature	31.3°C
Frame rate	15.3 Hz	Internal temperature(s)	—
Data transfer mode	BayerRG12	Wavelength, centr., FWHM	630 nm, 13.0 nm

Photon Transfer



Signal-to-Noise Ratio



Quantum efficiency

η 41.0%

Overall system gain

K 0.368 DN/e⁻

$1/K$ 2.720 e⁻/DN

Temporal dark noise

σ_d 2.67 e⁻

$\sigma_{y,\text{dark}}$ 1.02 DN

Signal-to-noise ratio

SNR_{max} 104

40.3 dB

6.7 bit

$1/\text{SNR}_{\text{max}}$ 0.96 %

Absolute sensitivity threshold

$\mu_{p,\text{min}}$ 8.11 p

$\mu_{p,\text{min,area}}$ 1.080 p/μm²

$\mu_{e,\text{min}}$ 3.33 e⁻

$\mu_{e,\text{min,area}}$ 0.443 e⁻/μm²

Saturation capacity

$\mu_{p,\text{sat}}$ 26385 p

$\mu_{p,\text{sat,area}}$ 3514 p/μm²

$\mu_{e,\text{sat}}$ 10825 e⁻

$\mu_{e,\text{sat,area}}$ 1442 e⁻/μm²

Dynamic range

DR 3253

70.2 dB

11.7 bit

Spatial nonuniformities

DSNU₁₂₈₈ 0.37 e⁻

0.14 DN

PRNU₁₂₈₈ 0.72 %

Linearity error

LE_{min} -0.42%

LE_{max} 0.19%

Dark current

$\mu_{c,\text{mean}}$ 0.55 ± 0.02 e⁻/s

0.20 DN/s

$\mu_{c,\text{var}}$ 0.73 ± 0.03 e⁻/s

T_d — °C